





TRIBUTE

porcelain tile | *coveted stone collection* | vol. 1

ENVITM
SURFACES









Patio - Legacy 30"x30"






Floor - Glory 30"x60" | Wall - Grace 120"x60"

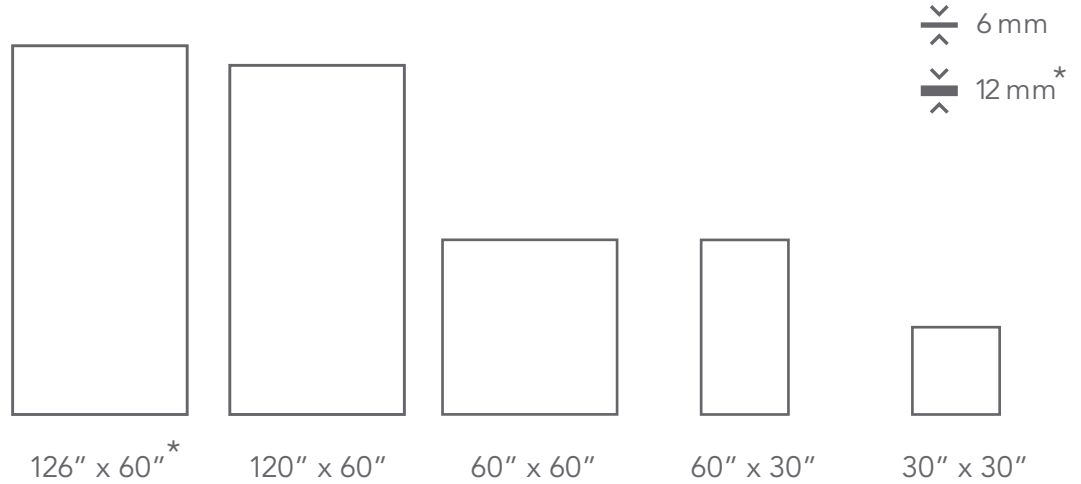




Floor - Reverence 60"x60" | Wall - Reverence 120"x60"



COLORS & SIZES



		126" x 60"*	120" x 60"	60" x 60"	60" x 30"	30" x 30"
Grace	POL	Y	Y	Y	Y	Y
	HON	-	Y	Y	Y	Y
Honor	POL	Y	Y	-	-	Y
	HON	-	-	-	-	-
Legacy	POL	Y (A&B)	Y	Y	Y	Y
	HON	-	Y	Y	Y	Y
Glory	POL	Y (A&B)	Y	Y	Y	Y
	HON	-	Y	Y	Y	Y
Awe	POL	Y (A&B)	Y	Y	Y	Y
	HON	-	Y	Y	Y	Y
Reverence	POL	Y (A&B)	Y	Y	Y	Y
	HON	-	Y	Y	Y	Y

Only 126"x60" panels are available with 12mm thickness. They are also available in two blocks. The block A and block B comes with an individual code. When preparing the order, the surfaces are selected randomly; therefore, the continuity of veins is not guaranteed.

TECHNICAL INFORMATION

PHYSICAL PROPERTIES	ASTM TEST	INDUSTRY STANDARD	TEST RESULTS
Water Absorption	C373	Impervious < 0.5%	< 0.1%
Thickness Dimension	C499	Range \pm 0.02 Inc. Max.	$\leq \pm$ 0.02 Inc.
Length/Width Variation	C499	\pm 0.25%	$\leq \pm$ 0.25%
Wedging	C502	\pm 0.25%	$\leq \pm$ 0.25%
Dry Bond Strength	C482	\geq 150 psi	\geq 200 psi
Breaking Strength	C648	\geq 175 lb.	\geq 300 lb.
Hardness (Mohs)	Scratch Test (No Standard)	Range 0 - 10	\geq 7
Deep Abrasion Resistance	C1243	\leq 175mm	\leq 175mm
Frost Resistance	C1026	No evidence of damage	No evidence of damage
Robinson Test	AC627	As reported	Extra Heavy
Chemical Resistance	C650	No Requirement; Range E-A	Class A
Stain Resistance	C1378	No Requirement; Range E-A	Class A*
DCOF (Coefficient of Friction)	BOT 3000	\geq 0.42*	\geq 0.42 - 0.60*
Aesthetic Classification	Visual Evaluation	No Requirement; Range V1-V4	V1-V3
LRV (Light Reflectance Value)	C609	No Requirement; Range 0-100	10-80; varies by color

All values are given for Matte or Honed material. No values are given for Polished material. We do not recommend polished surfaces in areas subject to exposure from grease, oil or water. The above information is subject to change. Individual product testing can be conducted by request. For level interior spaces to be walked upon when wet see ANSI A137.1 section 6.2.2.1.10 - Section 9.6 for test procedures.

PACKAGING	126"x60"	120"x60"	60"x60"	60"x30"	30"x30"
Pieces/Box	1	1	1	3	4
Sq. Ft./Box	51.667	48.438	24.219	36.329	24.219
Boxes/Pallet	22	50	48	22	36
Sq. Ft./Pallet	1,136.67	2,421.90	1,162.512	799.238	871.884
Thickness (mm)	12	6	6	6	6
Weight (lbs./Box)	297.79	139.50	69.75	104.63	69.75

COLOR FACES

Grace




Honor



When preparing the order, the surfaces are selected randomly; therefore, the continuity of veins is not guaranteed.

Legacy

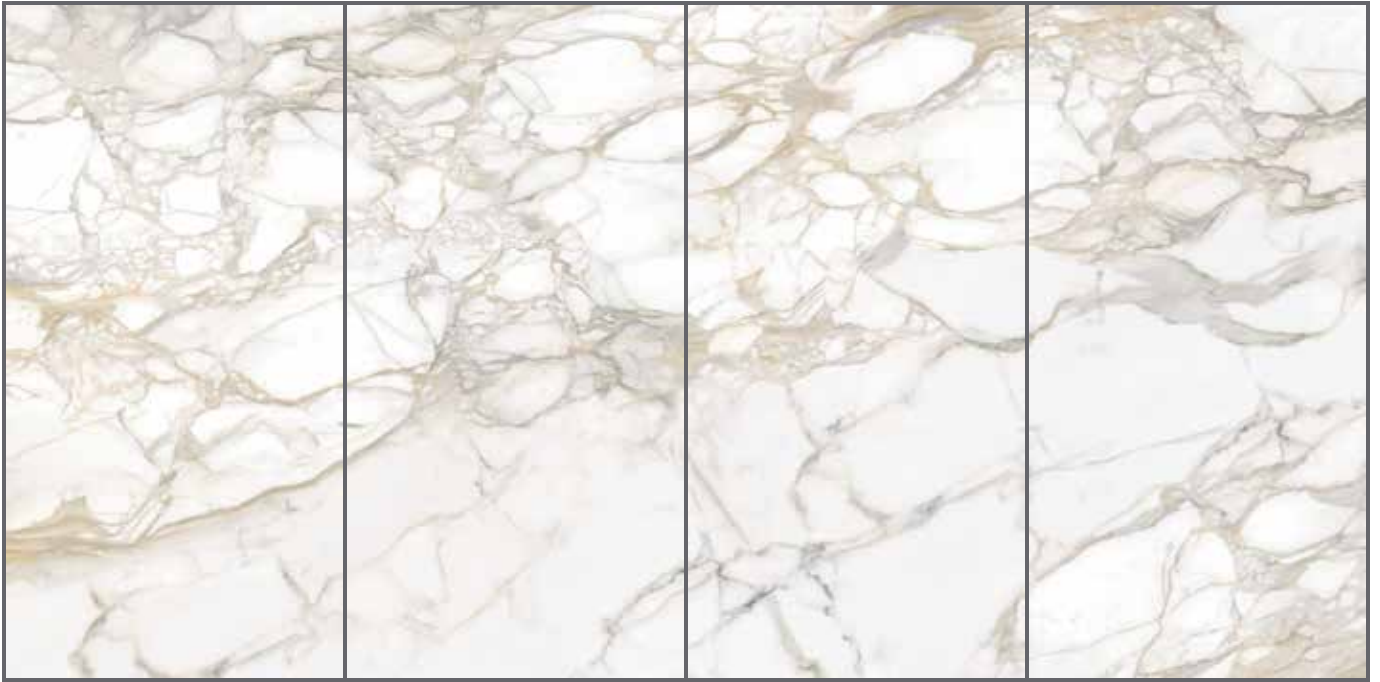


Legacy - Bookmatched

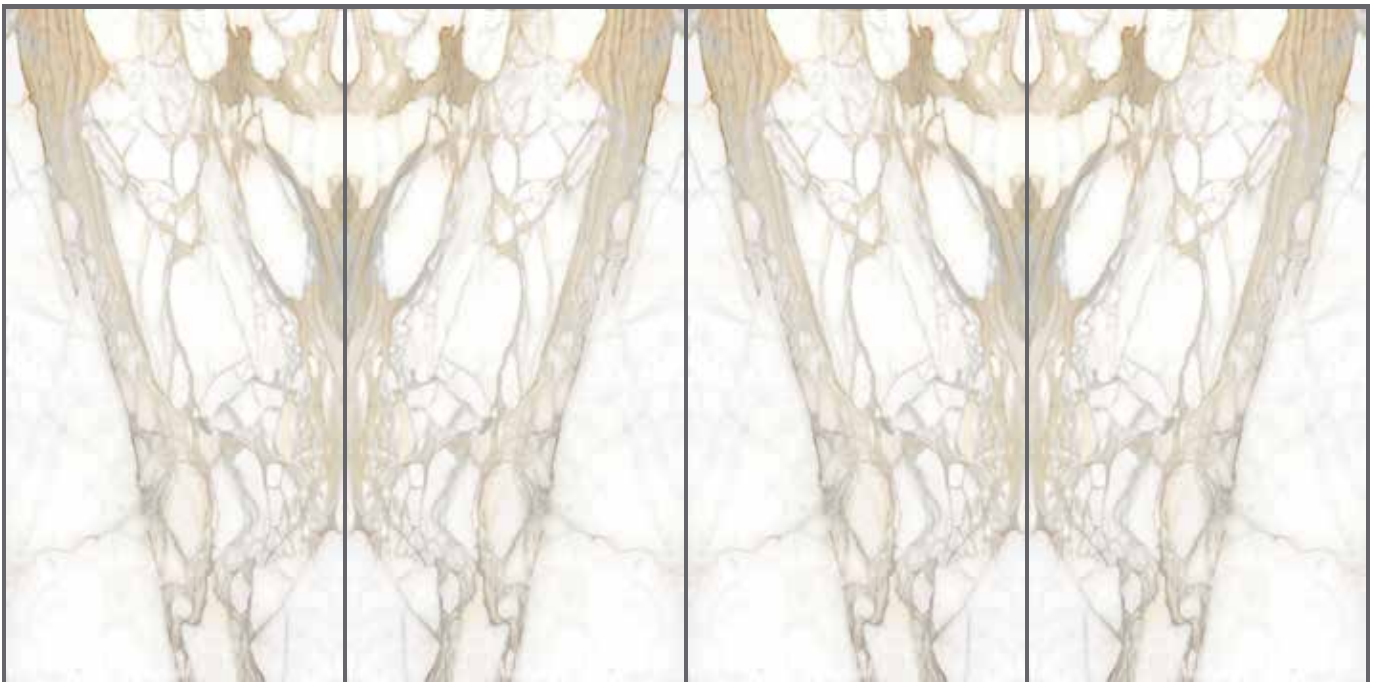


Color samples are for general reference only. Tile is made with all-natural materials; therefore, it is subject to variation in color and/or veining.

Glory



Glory - Bookmatched

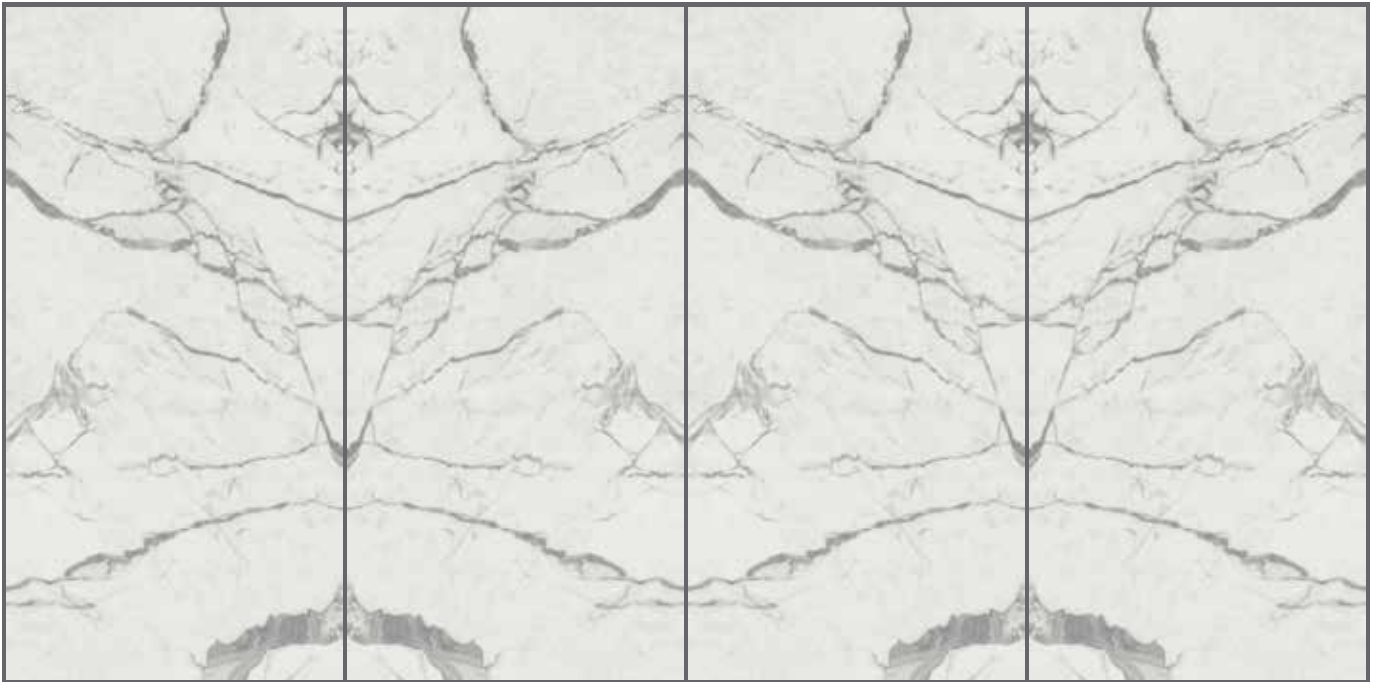


When preparing the order, the surfaces are selected randomly; therefore, the continuity of veins is not guaranteed.

Awe



Awe - Bookmatched



Color samples are for general reference only. Tile is made with all-natural materials; therefore, it is subject to variation in color and/or veining.

Reverence




Reverence - Bookmatched



Color samples are for general reference only. Tile is made with all-natural materials; therefore, it is subject to variation in color and/or veining. When preparing the order, the surfaces are selected randomly; therefore, the continuity of veins is not guaranteed.



Floor - Reverence 30"x30" | Wall - Reverence 120"x60"



ENVITM
SURFACES